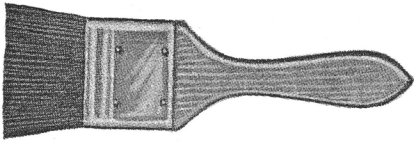




# BRUSHES, HAND

Skilled brush makers and careful workmanship have produced this fine line of long wearing, quality hand brushes. Well-filled bristle, soft flexible hair and nylon or squarely trimmed wire is firmly set in well-seasoned hardwood blocks or handles.

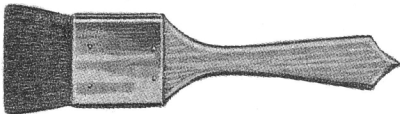
## BLACKING BRUSH



Soft hair brush for blacking shanks, foreparts and heels with thin liquids.

No.	Width	Trim
S 1/2	1/2"	7/8"
S 1	1"	1 1/16"
S 1 1/4	1 1/4"	1 1/8"
S 1 1/2	1 1/2"	1 1/8"
S 2	2"	1 5/16"

## STAIN BRUSH



Soft hair brush for applying heavy-bodied paints and sediment stains. Thicker fill than Blacking Brush.

No.	Width	Trim
S 1/2	1/2"	1"
S 1	1"	1 3/16"
S 1 1/4	1 1/4"	1 1/8"
S 1 1/2	1 1/2"	1 1/4"
S 2	2"	1 7/16"

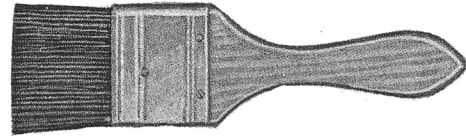
## FLOW BRUSH



Soft hair, full dome and body for patent leather repairing.

No.	Width at base of ferrule	Trim
S 00	1/4"	7/8"
S 0	3/8"	1 5/16"
S 1	1/2"	1 1/16"
S 2	9/16"	1 1/8"
S 3	5/8"	1 3/16"
S 4	3/4"	1 5/16"
S 5	13/16"	1 3/8"


## CEMENT BRUSH



Short stiff bristles for coating channels, bottoms and seams with medium or heavy-bodied adhesives.

No.	Width	Trim
1/2	1/2"	1 1/16"
1	1"	1 3/16"
1 1/2	1 1/2"	1 1/4"
2	2"	1 7/16"
3	3"	1 7/8"

## PASTE BRUSH



Long flexible bristles for laying paste or glue on linings, doublers and counters.


No.	Width	Trim
1	1"	1 13/16"
1 1/2	1 1/2"	2 1/16"
2	2"	2 1/8"
2 1/2	2 1/2"	2 1/8"
3	3"	2 1/8"

## LATEX BRUSH

Same as Paste Brush except with Nylon fill.

No.	Width	Trim
1	1"	1 13/16"
2	2"	2 1/8"
2 1/2	2 1/2"	2 1/8"
3	3"	2 1/8"

## GLUE BRUSH



Round-faced brush with short, very stiff bristles for spreading and forcing heavy-bodied adhesives into the surface of leather or fabric. Especially adapted for cement sole work, wood heel covering, overlays and appliques.

No.	Width at base of ferrule	Trim
4	9/32"	5/8"
4BN (Nylon)	9/32"	5/8"
6	5/16"	5/8"
8	1/2"	1 1/16"